


DESIGN DRAWING

LEKHA SRI

BATCH 2024-2028|SEM-1

Guided by:

Prof.srutinwita Roy
project duration:3weeks



FIRST ASSIGNMENT

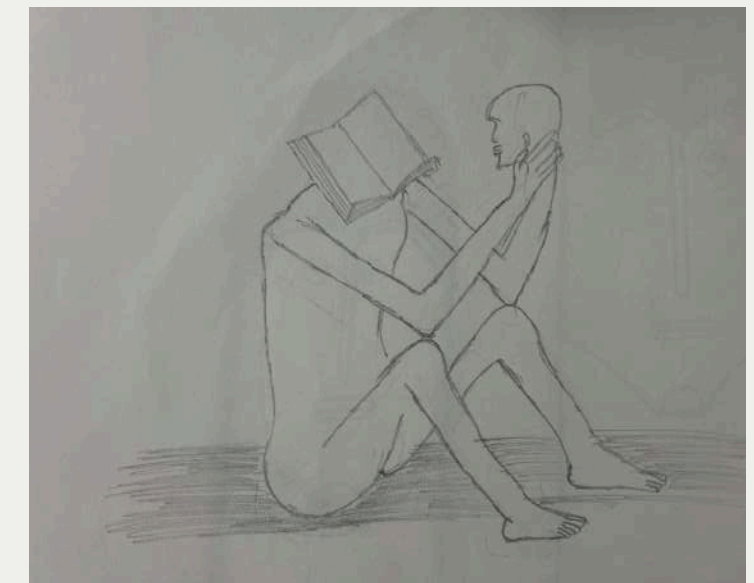
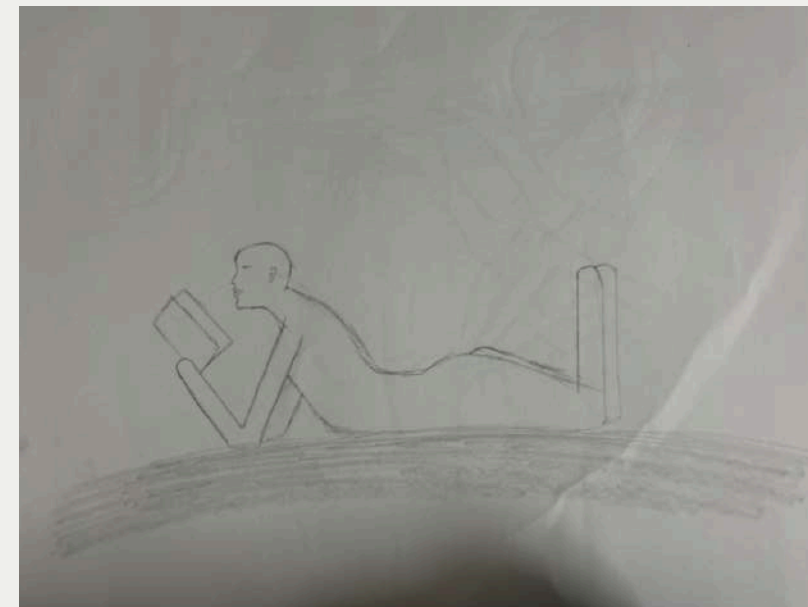

INTRODUCTION:

- In design, the first assignment was to observe people or objects around the campus and draw them

PROCESS:

- On five A3 sized sheets ,I drew few object in the campus.

Outcome:



SECOND ASSIGNMENT


Outcome:

INTRODUCTION:

- A live drawing of the facial features of the person of your friend to practice portraits and live drawing .

PROCESS:

- I observed and draw the features of my friend and then I had separately sketch the nose and eye in the A3 sheet.



THIRD ASSIGNMENT

INTRODUCTION:

- This assignment was to draw our parents or family members faced on A3 sheet .

PROCESS:

- This assignment helped me to get more good in sketching and recalling my memory with out any reference.

Outcome:



FOURTH ASSIGNMENT



INTRODUCTION:

- To understand different shades of the pencil

PROCESS:

- Using different shades of pencils with depth and grading the boxes from lighter to darker and darker to lighter . And draw 3D spheres .

Outcome:



FIFTH ASSIGNMENT

INTRODUCTION:

- To draw the still life composition which is placed in our class

PROCESS:

- firstly ,consider the background and begin with light outlines of the plant and the cloth after doing the proportions
- now start adding more detail to the plant like leaves and branches and later detail the folds and fabric texture of the cloth and gave the final sketch.

Outcome:



SEVENTH ASSIGNMENT

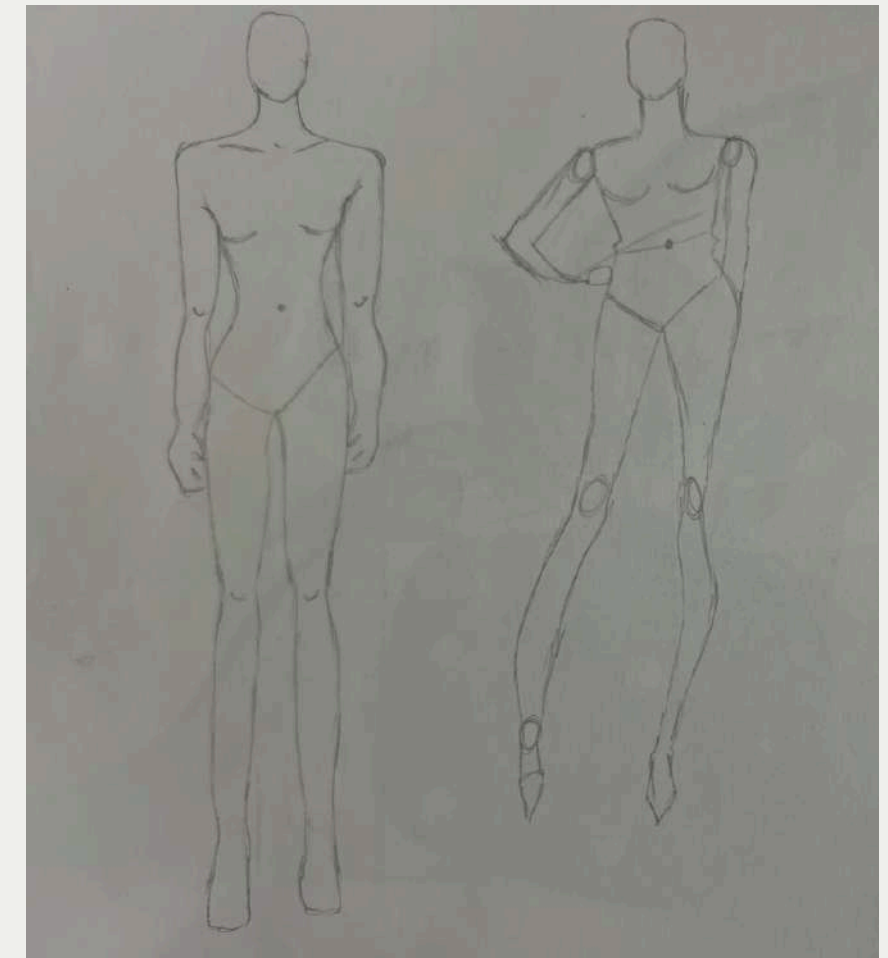
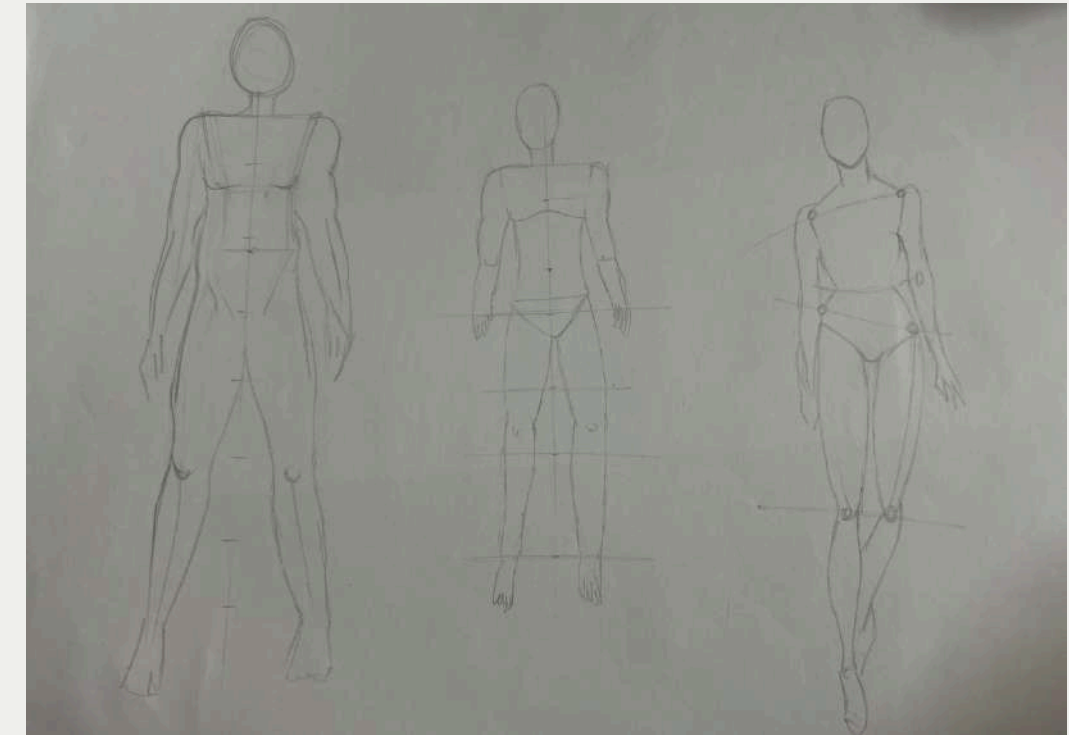
Outcome:

INTRODUCTION:

- This assignment was to draw human body construction and female and male proportions.

PROCESS:

- We were told to practice and make human figures .



SIXTH ASSIGNMENT

INTRODUCTION:

- To draw the coloured still life composition which is placed in our class.

PROCESS:

- First, draw the outline of the object normally and at the last give the details. This is the practice of drawing inanimate objects typically arranged in a specific composition this genre of art focus on texture, light, shadow, without complexity.

Outcome:



EIGHTH ASSIGNMENT

INTRODUCTION:

- Live drawing of my friends in the form of rough in 5 minutes in our class room with different positions.

PROCESS:

- I had to observe people in the motion and sketch them in rough with out details as realistic in order to increase my drawing .

Outcome:



NINTH ASSIGNMENT

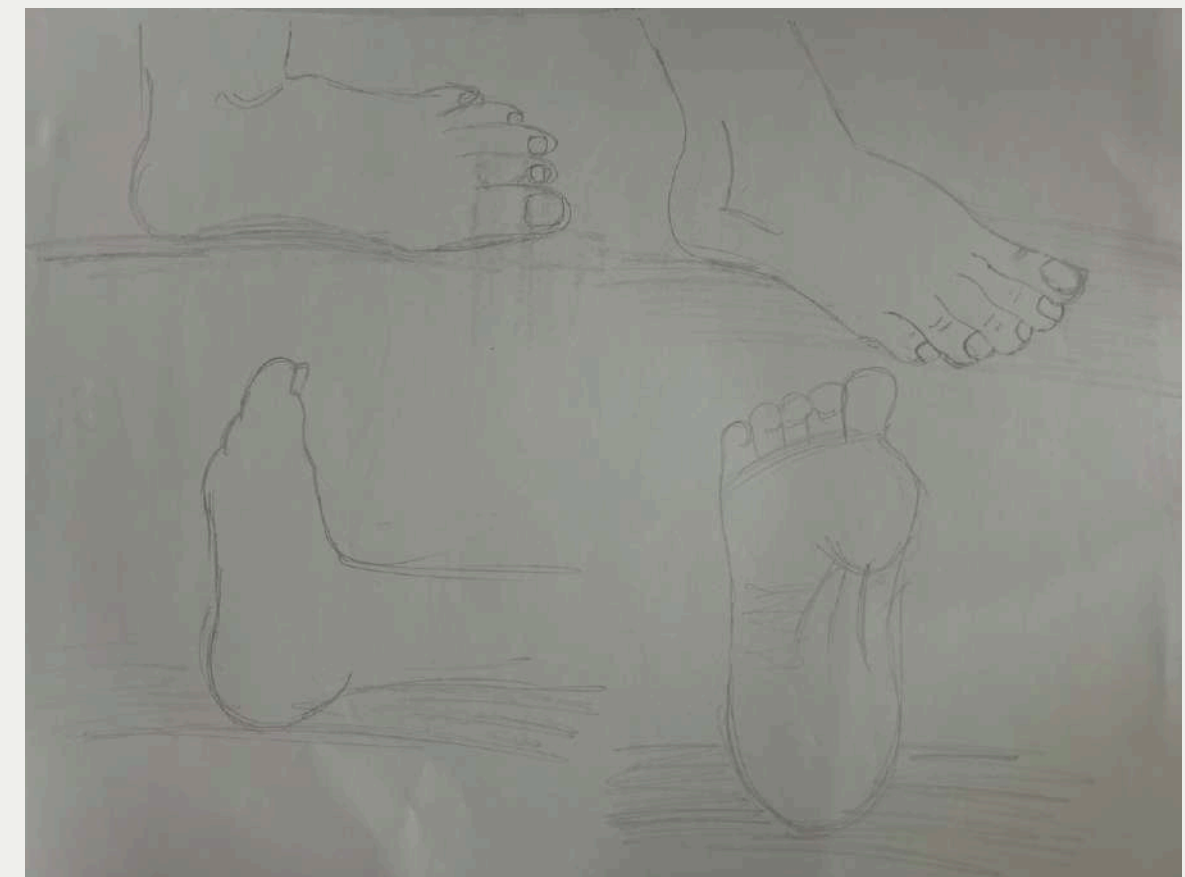
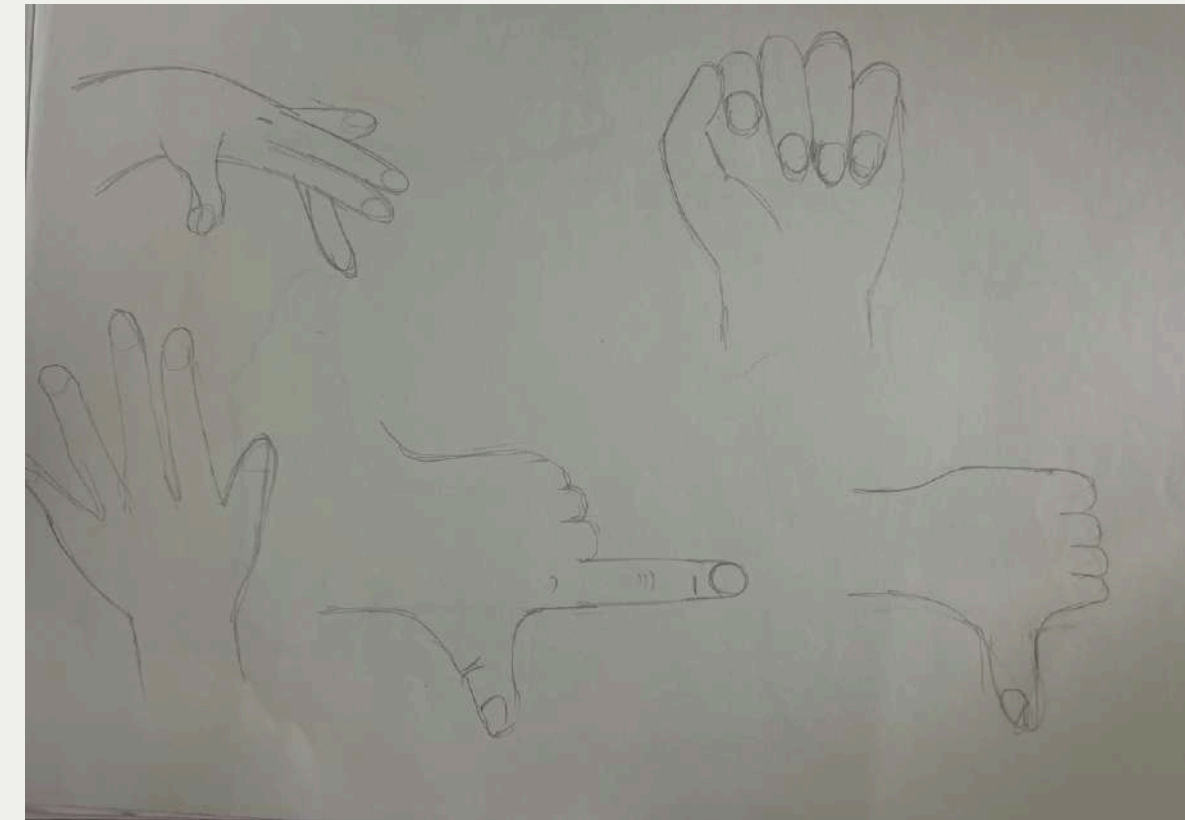
Outcome:

INTRODUCTION :

- This assignment is to draw the hand and leg gesture in different directions and positions.

PROCESS:

- gesture drawing helps capture the essence and flow of a pose quickly. For hands I started with the palm and placement of the each finger and focused on the bends and twist. and also same for the foot of the legs.



TENTH ASSIGNMENT


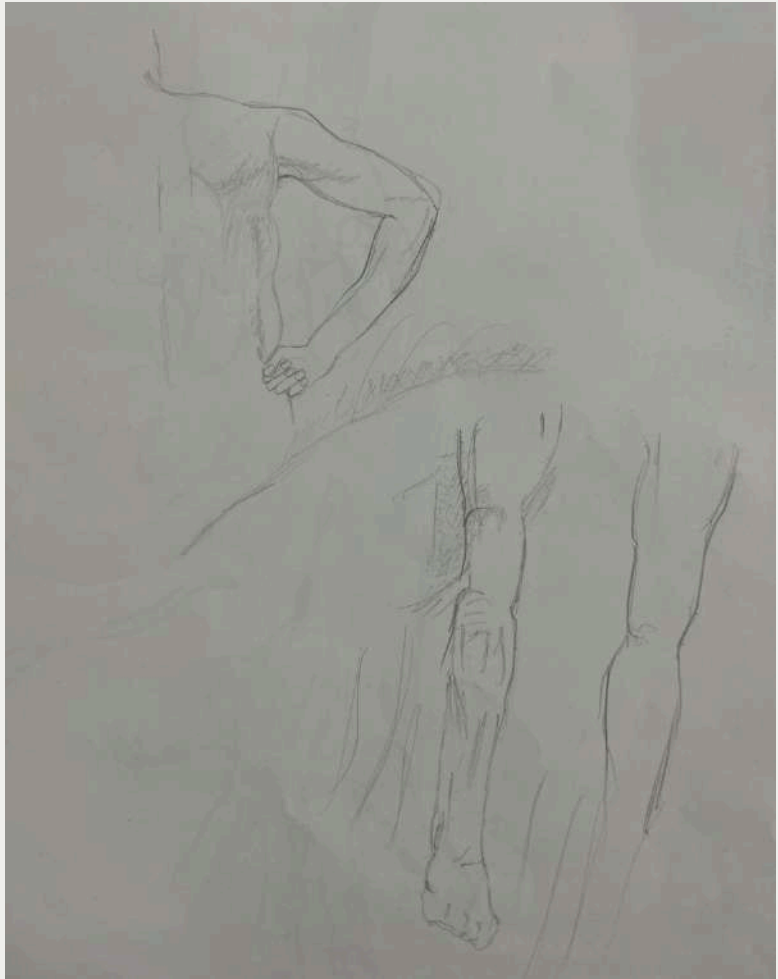

INTRODUCTION:

- This assignment was to draw the sketches in A3 which was given already in sheets.

PROCESS:

- In A3 sheet, by looking at the given printouts or reference image and observe them and sketch the outline first and start giving details and proportions.

Outcome:



ELEVENTH ASSIGNMENT

INTRODUCTION:

- This assignment is to sketch a still life composition around the campus

Outcome:

PROCESS:

- In this assignment choose a place in the campus and roughly sketch and then start giving details and depth to the subject. firstly, draw the building and leaves and the women sitting on the stairs.



THANK YOU